

PRODUCTS CATALOGUE

"AT EASE IN YOUR CONSTRUCTION SITE"

www.ritmo.it





Ritmo meets all your welding needs in your jobsite



The information and photos in this publication are not binding and RITMO S.P.A. is free to make any alterations without prior notice.

A DVANTAGE

RITMO



RITMO WORLDWIDE

Ritmo has professional distributors and resellers all over the world. Our staff is ready to assist you in English, Spanish, French, German, Arab, Italian, Russian and Portuguese.

TRAINING

From many years now, we have decided that the best way to grant a client/distributor a perfect knowledge of our products is to invest in custom training, in our own premises. These courses are aimed to teach how to operate the products in the best way, and how to supply the "first aid" when necessary.

PRESALES TECHNICAL ASSISTANCE

When a client or a potential client wants to buy us a product, it is our standard procedure to help find the best solution to its needs.

GLOBAL ADVICE


In such a technical field as ours, the customer requires the best assistance. Thanks to the experience developed along the years, and to the co-operation with several manufacturers, institutions, schools and training institutes, RITMO is able to give the most comprehensive advice to no matter which related issue. Our company is a long-time member of a UNIPLAST's (UNI-Italian National Plastics Standards Body) working group dedicated to the study and draw up of new standards within our field. The importance of this group is linked to the fact that the expansion of the plastic welding field ought to be followed by a crescent sensitivity for safety issues, so to have a sustainable and continuous growth. The working group prepares draws, hence present them to the UNI to be discussed and eventually transformed into new standards.

AFTER SALES TECHNICAL ASSISTANCE

Ritmo's Service Centre can solve all kind of technical issues, as well as overhaul our machines. Ritmo has other Service Centres abroad, linked to its official distributors.

STARTING AND TESTING

RITMO' technicians are prepared to make the starting and testing of workshop machines at the client' own premises, so that the fittings production can start almost immediately.



ALFA 630 T

Workshop welding machine designed to fabricate fittings like elbows, wyes, tees and crosses (up to \varnothing 630 mm or 24" DIPS). All jaws movements are electro-hydraulically operated, both the open/close movement and the blocking mechanism.

Composed of:

- A machine body with two hydraulically controlled carriages.
- A control panel that features the CNC system, thanks to this would eliminate any risk of error due to the operator. The CNC incorporates a data-logging that can store up to 4000 cycles. It is possible to download the PDF report via USB slot; possibility to pre-set 20 customized
- A Teflon-coated heating plate with electrical movement (in/out) on spherical bearings guides.
- A milling cutter with electrical movement (in/out) on spherical bearings guides, operated by an electrical engine.
- An upper cylinder, to be positioned on the jaws, for welding extra thick pipes and/or whenever it is necessary to apply high pressures.

STANDARD COMPOSITION

- Welding machine complete with control panel
- Heating plate, milling cutter
- Elbows jaws \varnothing 24" DIPS with inserts \varnothing 315 ÷ 630 mm
- Upper cylinder and tool kit

ON REQUEST

- **Elbows jaws \varnothing 24" DIPS** inserts \varnothing 225 ÷ 280 mm
inserts \varnothing 8" ÷ 24" IPS; \varnothing 8" ÷ 24" DIPS
- **Wyes jaws \varnothing 24" DIPS** inserts \varnothing 225 ÷ 630 mm
inserts \varnothing 8" ÷ 24" IPS; \varnothing 8" ÷ 20" DIPS
- **Tees/crosses jaws \varnothing 24" DIPS** inserts \varnothing 225 ÷ 630 mm
inserts \varnothing 8" ÷ 24" IPS; \varnothing 8" ÷ 20" DIPS
- Special milling cutter plates and blades for PVC



PLUS

CNC
WELDING SYSTEM

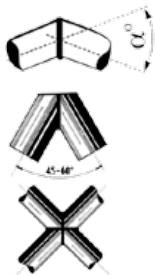
HYDRAULIC CLAMPS

DATA-LOGGING

USB PORT

TECHNICAL FEATURES

Materials	HDPE, PP For other materials contact RITMO S.P.A.
Power supply	400 V 3F+N+PE 50/60 HZ
Total absorbed power	30000 W
Working temperature	180° ÷ 280° C (356° ÷ 536° F)
Outside temperature range	up to 40° C (104° F)
Angle reading sensivity	± 1°
Dimensions	2940 x 4000 x 2000 mm 115.7" x 157.5" x 78.7"
Weight	3325 Kg (7330 lb)



Elbows 225* ÷ 630 mm
8" ÷ 24" IPS; 8" ÷ 24" DIPS
0° ÷ 60°

Wyes 225* ÷ 630 mm
8" ÷ 24" IPS; 8" ÷ 24" DIPS
45° ÷ 60°

Tees/Crosses
225* ÷ 630 mm
8" ÷ 24" IPS; 8" ÷ 24" DIPS




* 225 ÷ 280 mm on request
standard composition 315 ÷ 630 mm

Norway



FITTINGS FABRICATION MACHINES



WORKING RANGE Ø mm	90	110	125	140	160	180	200	225	250	280	315	355	400	450	500	560	630	710	800	900	1000	1200	1400	1600	
ALFA 400 MANUAL																									
ELBOWS	90	110	125	140	160	180	200	225	250	280	315	355	400												
Y - T - X	90	110	125	140	160	180	200	225	250	280	315														
ALFA 400 EASY LIFE																									
ELBOWS	90	110	125	140	160	180	200	225	250	280	315	355	400												
Y - T - X	90	110	125	140	160	180	200	225	250	280	315														
ALFA 400 CTB																									
ELBOWS		110	125	140	160	180	200	225	250	280	315	355	400												
Y - T - X		110	125	140	160	180	200	225	250	280	315	355													
ALFA 630 T																									
ELBOWS								225	250	280	315	355	400	450	500	560	630								
Y - T - X								225	250	280	315	355	400	450	500	560	630								
ALFA 1000																									
ELBOWS												355	400	450	500	560	630	710	800	900	1000				
Y - T - X												355	400	450	500	560	630	710	800						
ALFA 1200																									
ELBOWS																	630	710	800	900	1000	1200			
Y - T - X																	630	710	800	900	1000				
ALFA 1600																									
ELBOWS																			710	800	900	1000	1200	1400	1600
Y - T - X																			710	800	900	1000	1200		
WORKING RANGE Ø mm	90	110	125	140	160	180	200	225	250	280	315	355	400	450	500	560	630	710	800	900	1000	1200	1400	1600	



WORKING RANGE Ø IPS	4"	5"	6"	8"	10"	12"	14"	16"	18"	20"	22"	24"	26"	28"	30"	32"	34"	36"	42"	48"	54"	63"
ALFA 400 MANUAL																						
ELBOWS	4"	5"	6"	8"	10"	12"	14"	16"														
Y - T - X	4"	5"	6"	8"	10"	12"																
ALFA 400 EASY LIFE																						
ELBOWS	4"	5"	6"	8"	10"	12"	14"	16"														
Y - T - X	4"	5"	6"	8"	10"	12"																
ALFA 400 CTB																						
ELBOWS	4"	5"	6"	8"	10"	12"	14"	16"														
Y - T - X	4"	5"	6"	8"	10"	12"																
ALFA 630 T																						
ELBOWS				8"	10"	12"	14"	16"	18"	20"	22"	24"										
Y - T - X				8"	10"	12"	14"	16"	18"	20"	22"	24"										
ALFA 48"																						
ELBOWS												24"	26"	28"	30"	32"	34"	36"	42"	48"		
Y - T - X												24"	26"	28"	30"	32"	34"	36"				
ALFA 63"																						
ELBOWS													26"	28"	30"	32"	34"	36"	42"	48"	54"	63"
Y - T - X													26"	28"	30"	32"	34"	36"	42"	48"		
WORKING RANGE Ø IPS	4"	5"	6"	8"	10"	12"	14"	16"	18"	20"	22"	24"	26"	28"	30"	32"	34"	36"	42"	48"	54"	63"

WORKING RANGE Ø DIPS	2"	3"	4"	5"	6"	8"	10"	12"	14"	16"	18"	20"	22"	24"
ALFA 400 MANUAL														
ELBOWS			4"	5"	6"	8"	10"	12"	14"					
Y - T - X			4"	5"	6"	8"	10"							
ALFA 400 EASY LIFE														
ELBOWS			4"	5"	6"	8"	10"	12"	14"					
Y - T - X			4"	5"	6"	8"	10"							
ALFA 400 CTB														
ELBOWS			4"	5"	6"	8"	10"	12"	14"					
Y - T - X			4"	5"	6"	8"	10"	12"						
ALFA 630 T														
ELBOWS						8"	10"	12"	14"	16"	18"	20"	22"	24"
Y - T - X						8"	10"	12"	14"	16"	18"	20"	22"	24"
WORKING RANGE Ø DIPS	2"	3"	4"	5"	6"	8"	10"	12"	14"	16"	18"	20"	22"	24"

HOW TO FABRICATE A SPECIAL FITTING

ELBOWS

	Cut	Welding	

WYES (Y)

	Cut	Welding 1 st stage	Welding 2 nd stage

TEES

	Cut	Welding 1 st stage	Welding 2 nd stage

CROSSES

	Cut	Welding 1 st stage	Welding 2 nd stage

RITMO S.p.A.

Via A. Volta, 35/37 - 35037
Bresseo di Teolo (PADOVA) ITALY

Ph. +39 049 9901888
Fax +39 049 9901993

info@ritmo.it
www.ritmo.it

