

# PRODUCTS CATALOGUE

"AT EASE IN YOUR CONSTRUCTION SITE"

[www.ritmo.it](http://www.ritmo.it)





# **Ritmo meets all your welding needs in your jobsite**



The information and photos in this publication are not binding and RITMO S.P.A. is free to make any alterations without prior notice.



# ADVANTAGE RITMO



## **RITMO WORLDWIDE**

Ritmo has professional distributors and resellers all over the world. Our staff is ready to assist you in English, Spanish, French, German, Arab, Italian, Russian and Portuguese.

## **TRAINING**

From many years now, we have decided that the best way to grant a client/distributor a perfect knowledge of our products is to invest in custom training, in our own premises. These courses are aimed to teach how to operate the products in the best way, and how to supply the "first aid" when necessary.

## **PRESALES TECHNICAL ASSISTANCE**

When a client or a potential client wants to buy us a product, it is our standard procedure to help find the best solution to its needs.

## **GLOBAL ADVICE**

In such a technical field as ours, the customer requires the best assistance. Thanks to the experience developed along the years, and to the co-operation with several manufacturers, institutions, schools and training institutes, RITMO is able to give the most comprehensive advice to no matter which related issue. Our company is a long-time member of a UNIPLAST's (UNI-Italian National Plastics Standards Body) working group dedicated to the study and draw up of new standards within our field. The importance of this group is linked to the fact that the expansion of the plastic welding field ought to be followed by a crescent sensitivity for safety issues, so to have a sustainable and continuous growth. The working group prepares draws, hence present them to the UNI to be discussed and eventually transformed into new standards.

## **AFTER SALES TECHNICAL ASSISTANCE**

Ritmo's Service Centre can solve all kind of technical issues, as well as overhaul our machines. Ritmo has other Service Centres abroad, linked to its official distributors.


## **STARTING AND TESTING**

RITMO' technicians are prepared to make the starting and testing of workshop machines at the client' own premises, so that the fittings production can start almost immediately.

# RITMO'S BUTT FUSION MACHINES: WORK PHILOSOPHY AVAILABLE TO EVERYONE!

## - **MANUAL**

welding machines without hydraulic gearcase



## - **HYDRAULIC**

welding machines with hydraulic gearcase



## - **EASY LIFE SYSTEM** *HIGH LEVEL PERFORMANCE*

automated welding cycle

welding machines with special hydraulic gearcase

Hardware and Software interact to the entire workflow

repetition of welding cycles

GPS, data-logging and report PDF,

APP "SET & GO PRO" (optional)



## - **ALL TERRAIN/REMEDY** *HIGH LEVEL PERFORMANCE*

self-contained generator on board

self-propelled

trolley with wheels

welding machines with special hydraulic gearcase

automated welding cycle

Hardware and Software interact to the entire workflow

repetition of welding cycles

GPS, data-logging and report PDF,



## - **CNC** *HIGH LEVEL PERFORMANCE*

automatic welding cycle

special hydraulic gearcase and machine body with

integrated mechanical extraction of heating plate

Hardware and Software interact to the entire workflow

repetition of welding cycles

GPS, data-logging and report PDF





# **ALL TERRAIN - TRAILER - REMEDY LINE**

## ***HIGH LEVEL PERFORMANCE***



## DIFFERENCES BETWEEN ALL TERRAIN, TRAILER AND REMEDY LINE

**PLUS**

**HIGH  
PERFORMANCE**

**ENHANCES  
PRODUCTIVITY**

	ALL TERRAIN	TRAILER	REMEDY
Working standards mm	✓	✓	✓
Working standards "IPS /"DIPS	✓	✓	✓
International standards ISO 21307 HIGH PRESSURE and ASTM F2620	✓	✓	✓
Welds fittings	✓	✓	✓
Easy Life Welding System	✓	✓	✓
Data-logging	✓	✓	✓
PRE-SET 20 customized welding cycles	✓	✓	✓
Intuitive control panel	✓	✓	✓
GPS traceability	✓	✓	✓
Report PDF	✓	✓	✓
Self-contained Generator on-board	✓	-	✓
Heater/Facer on-board	✓	✓	✓
Insert - Fast-locking system	✓	✓	✓
Trolley with wheels	✓	✓	-
Self-propelled on wheel	✓	-	-
Self-propelled on track	-	-	✓
Remote control track	-	-	✓
Remotely wire-controlled IN-DITCH USE up to 12 m (39 ft)	✓	✓	✓
Carriage can be removed for in-ditch use	✓	✓	✓
Lateral rollers	✓	✓	✓









# DELTA 250 TRAILER MANUAL

Self-aligning hydraulic butt fusion machine, suitable for welding underpressure pipes for water, gas and other fluids up to Ø 250 mm (8" DIPS). Welds according to the International standards ISO 21307 HIGH PRESSURE and ASTM F2620. DELTA 250 TRAILER MANUAL includes:

- A trailer-mounted machine body, easily removable from the trolley in order to perform also into the ditch, adapting to the conditions of the job site. It comes with the fast-locking adapters system SMARTLock RITMO Patented, thanks to which is possible to change adapters in few seconds.
- A manual control panel
- An on-board electric milling cutter that is equipped with a safety microswitch to prevent from accidental starts, a thermal circuit breaker to protect the engine and also features an ergonomic docking system and on/off switches. To allow the weld in ditches, the milling cutter is easily removable from the trolley/machine body in order to reduce the overall dimensions of the machine and ease the load/unload process.
- An extractable heating plate Teflon-coated (PTFE) equipped with an independent thermometer to check the working temperature.
- A heating plate support which comes with a high-temperature-proof bag, which also avoid the heating element from being scratched.

DELTA 250 TRAILER MANUAL is able to weld fittings like elbows, tees, Y-branches and flanges necks. Available in the 110 V and 230 V versions.

## STANDARD COMPOSITION




Detachable machine body



Detach device for heater



Trolley



Manual panel



Milling cutter



Heating plate and support



## TECHNICAL FEATURES

**PLUS**

**75 ÷ 250 mm  
water - gas - oil**

**SMARTLOCK  
fast-locking adapters  
system Ritmo  
patented**

Working range	75 ÷ 250 mm; 2" IPS ÷ 8" DIPS
Materials	HDPE, PP, PB, PVDF For other materials contact RITMO S.P.A.
Power supply	110 V Single Phase 50/60 Hz 230 V Single Phase 50/60 Hz
Total absorbed power	4600 W (110 V) 4600 W (230 V)
Working temperature	180° ÷ 260° C (356° ÷ 500° F)
Outside temperature range	-10° ÷ 40° C (14° ÷ 104° F)
Time to reach welding temperature	< 20'
Dimensions machine body (W x D x H)	1100 x 1340 x 1300 mm 43.3" x 52.7" x 51,1"
Weight machine body	105 Kg (232 lb)
Weight standard composition	227 Kg (500 lb)
Suggested power generator	5,5 ÷ 6kVA

### ON REQUEST




Inserts  
Ø 75 ÷ 225 mm  
Ø 2" ÷ 8" IPS  
Ø 3" ÷ 8" DIPS



Tool for flange  
necks



HS rollers 250



# BUTT FUSION MACHINES REFERENCE



WORKING RANGE Ø mm	32	40	50	63	75	90	110	125	140	160	180	200	225	250	280	315	355	400	450	500	560	630	710	800	900	1000	1200	1400	1600
GAMMA 160		40	50	63	75	90	110	125	140	160																			
DELTA 160 M	32	40	50	63	75	90	110	125	140	160																			
DELTA 200 M				63	75	90	110	125	140	160	180	200																	
BASIC 160		40	50	63	75	90	110	125	140	160																			
BASIC 200				63	75	90	110	125	140	160	180	200																	
BASIC 250					75	90	110	125	140	160	180	200	225	250															
BASIC 315						90	110	125	140	160	180	200	225	250	280	315													
BASIC 355								125	140	160	180	200	225	250	280	315	355												
COMPACT 355								125	140	160	180	200	225	250	280	315	355												
BASIC 160 EASY LIFE		40	50	63	75	90	110	125	140	160																			
BASIC 200 EASY LIFE				63	75	90	110	125	140	160	180	200																	
BASIC 250 EASY LIFE					75	90	110	125	140	160	180	200	225	250															
BASIC 315 EASY LIFE						90	110	125	140	160	180	200	225	250	280	315													
BASIC 355 EASY LIFE								125	140	160	180	200	225	250	280	315	355												
DELTA 500 EASY LIFE												200	225	250	280	315	355	400	450	500									
DELTA 630 EASY LIFE															280	315	355	400	450	500	560	630							
DELTA 500												200	225	250	280	315	355	400	450	500									
DELTA 630															280	315	355	400	450	500	560	630							
DELTA 800																				500	560	630	710	800					
DELTA 1000																						630	710	800	900	1000			
DELTA 1200																							710	800	900	1000	1200		
DELTA 1600 ECO / 1600 HDR																								800	900	1000	1200	1400	1600
DELTA 250 TRAILER / MANUAL					75	90	110	125	140	160	180	200	225	250															
DELTA 355 TRAILER DELTA 355 ALL TERRAIN								125	140	160	180	200	225	250	280	315	355												
DELTA 500 TRAILER DELTA 500 ALL TERRAIN												200	225	250	280	315	355	400	450	500									
REMEDY 500 FA														250	280	315	355	400	450	500									
DELTA 630 TRAILER DELTA 630 ALL TERRAIN													225	250	280	315	355	400	450	500	560	630							
DELTA 1000 TRAILER																315	355	400	450	500	560	630	710	800	900	1000			
REMEDY 1000 EL																315	355	400	450	500	560	630	710	800	900	1000			
DELTA DRAGON 250 CNC					75	90	110	125	140	160	180	200	225	250															
DELTA DRAGON 315 CNC						90	110	125	140	160	180	200	225	250	280	315													
WORKING RANGE Ø mm	32	40	50	63	75	90	110	125	140	160	180	200	225	250	280	315	355	400	450	500	560	630	710	800	900	1000	1200	1400	1600





**RITMO S.p.A.**  
Via A. Volta, 35/37 - 35037  
Bresseo di Teolo (PADOVA) ITALY

Ph. +39 049 9901888  
Fax +39 049 9901993

[info@ritmo.it](mailto:info@ritmo.it)  
[www.ritmo.it](http://www.ritmo.it)

